

Conversa User Guide



Copyright © 2016-2023 Maxprograms

Table of Contents

Introduction	1
Conversa DITA Publisher	1
Publishing DITA Maps	3
Publish DITA Map Dialog	3
Useful Tips	4
Conversa Configuration	5
Preferences Dialog	5
External Tools	5
XML Catalog	6
XSL Stylesheet Parameters	6
Common Parameters	7
XSL-FO Parameters	14
Page headers and footers	24
HTML Parameters	27
EPUB Parameters	32
Help Parameters	33
Common Help Parameters	34
Web Help Parameters	35
HTML Help Parameters	40
Eclipse Help Parameters	41
Licenses	42
Index	i

Introduction

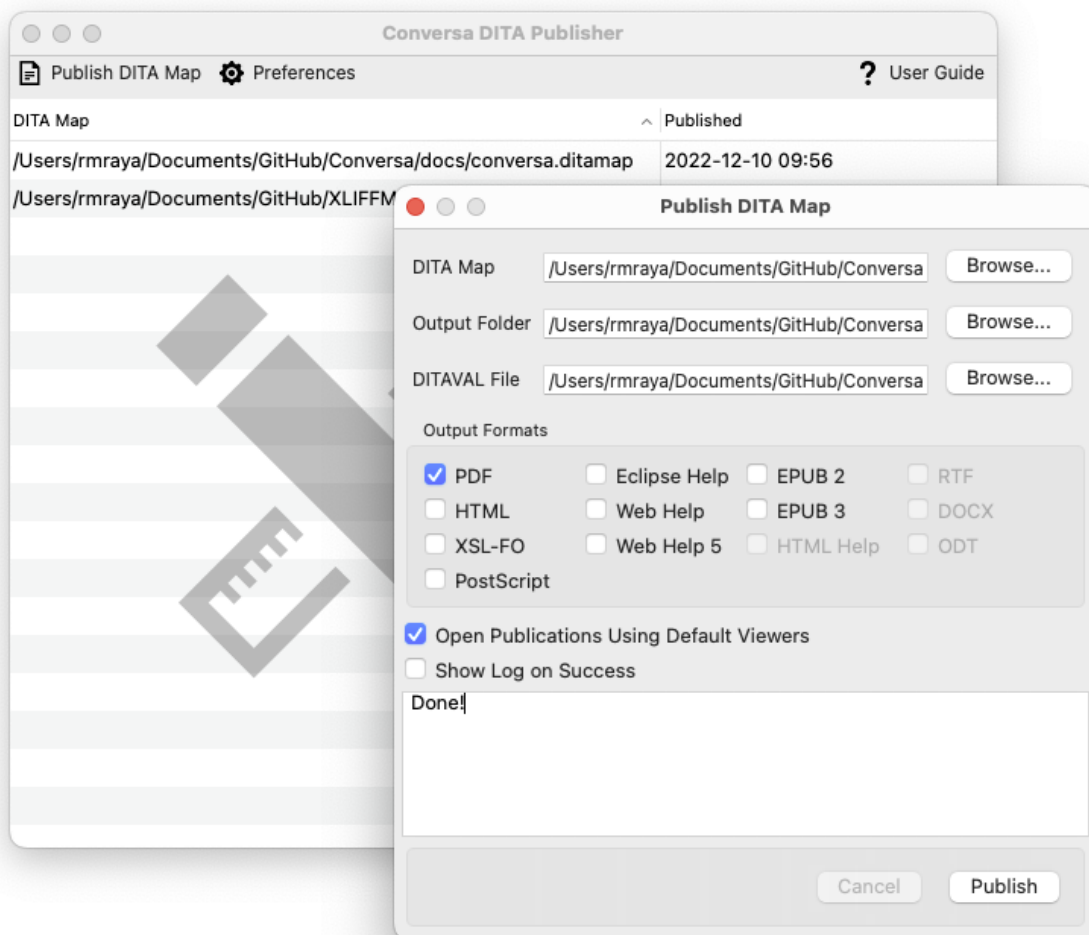
Conversa DITA Publisher

Conversa provides a graphical user interface to the free [DITA Converter](#) (ditac) from XMLmind that you can use to easily publish your DITA projects in multiple formats.

Conversa works right out of the box. Just install it and generate PDF, HTML or Web Help from your DITA files using the default configuration.

The output formats supported by Conversa are:

PDF	HTML	EPUB 2 & 3	PostScript
Eclipse Help	Web Help	Web Help with HTML 5	XSL-FO
HTML Help	RTF	DOCX	ODT



Conversa ships with Apache FOP 2.8 to generate PDF files but you can also use [RenderX XEP](#), [Antenna House XSL Formatter](#) or an external Apache FOP if you want customized PDF files.

Microsoft HTML Help Workshop is required to generate HTML Help in .chm format for Windows. It can be freely downloaded from [Microsoft's Download Center](#).

XMLmind XSL-FO Converter is used to generate DOCX, RTF and ODT output from DITA files. XSL-FO Converter is a commercial product from [XMLMind](#).

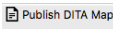
Publishing DITA Maps

Publish DITA Map Dialog

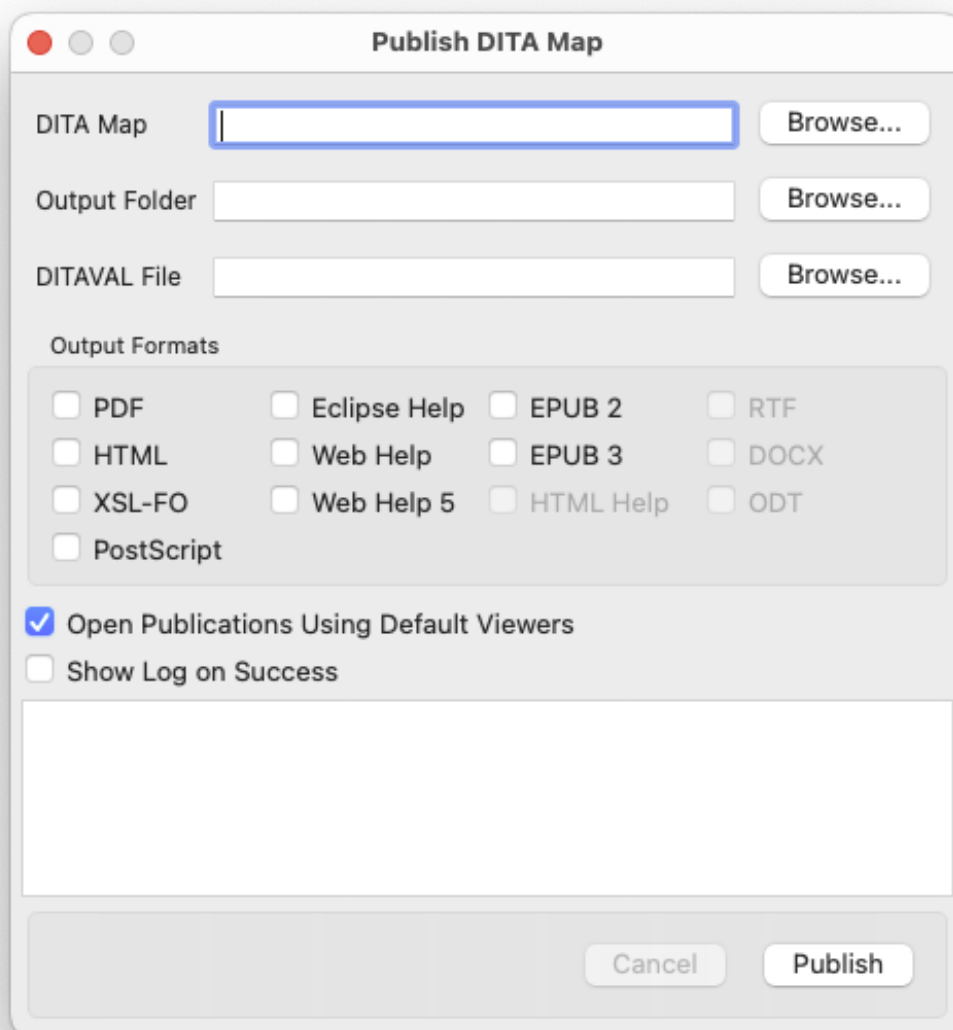
About this task

Steps for publishing a DITA Map in multiple formats.

Procedure

1. In **File** menu select **Publish DITA Map** or click the  button in the toolbar.

The following dialog appears:



2. Type the name of the DITA map that you want to publish in the **DITA Map** text box or use the **Browse...** button to select a DITA map from the file system.

3. Type the location of the folder where you want the published files to be stored in the **Output Folder** text box or click the **Browse...** button to select a folder from the file system.
4. If you want to use conditional processing when publishing, enter the name of the DITAVAL file in the **DITAVAL File** text box or click the **Browse...** button to select the DITAVAL file from the file system.
5. Select the desired formats by checking the options in the **Output Formats** panel.
6. Check the **Open Publication Using Default Viewers** check box if you want to automatically open the published document right after generating it.
7. Check the **Open Log on Success** check box if you want to examine the information generated by the program even if publication is successful.
8. Click the **Publish** button to start converting the DITA map to all selected formats.

Results

All requested publications are saved in subfolders of the folder indicated **Output Folder** text box. The names of the subfolders reflect the publication format,

Useful Tips

Adding Bookmarks to PDF

Set the `pdf-outline` parameter to `yes` in the **XSL-FO** section of the **XSL Parameters** tab of the **Preferences** dialog to add bookmarks in PDF output.

Paper Size

Default paper size for PDF, RTF, DOCX and ODT is 'A4'. Paper size used in formats that depend on XSL-FO is controlled by the `paper-type` parameter in the stylesheet for XSL-FO.

Eclipse Help for Multiple Plugins

XSL settings can only contain the information of one plugin at a time. Save your current set of XSL parameters using the **Export XSL Parameters** option of the **XSL Parameters** tab of the **Preferences** dialog after configuring each plugin and load those settings using the **Import XSL Parameters** button before publishing the corresponding Eclipse help.

Conversa Configuration

Preferences Dialog

Conversa default settings can be changed in the **Preferences** dialog.

- To open the **Preferences** dialog on Windows or Linux, select **Preferences** in **Settings** menu.
- To open the **Preferences** dialog on Mac OS X, select **Preferences** in Apple menu.

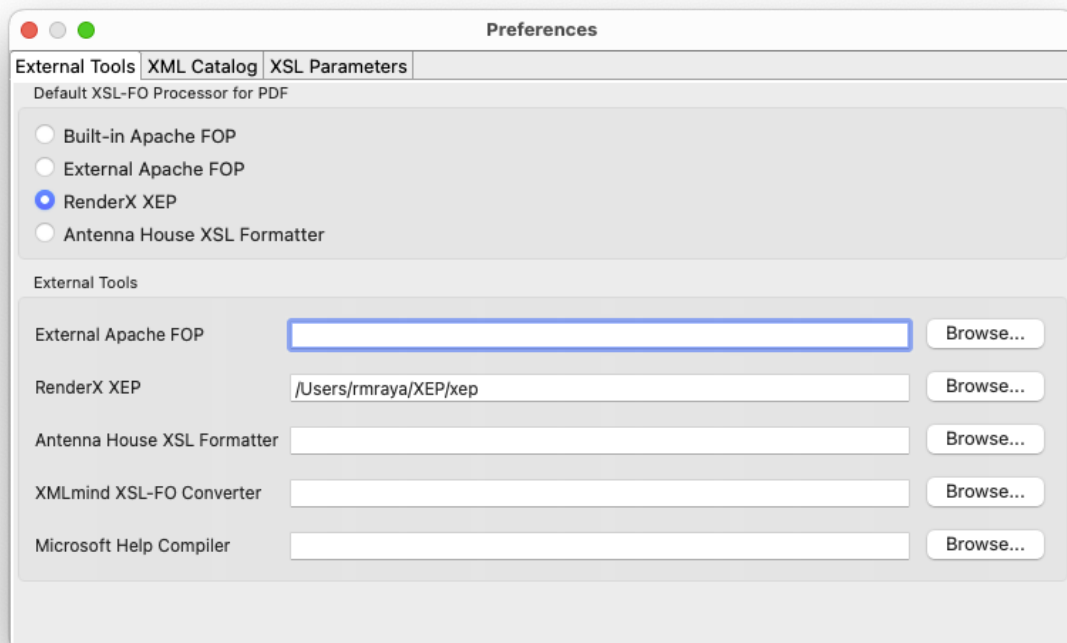
External Tools

Default XSL-FO Processor for PDF

Conversa generates XSL-FO files that can be converted to PDF format using the following XSL transformation engines:

- Built-in Apache FOP 2.8
- External Apache FOP
- Antenna House XSL Formatter
- RenderX XEP

Use the **External Tools** tab of the **Preferences** dialog to configure the default XSLT engine.



External Tools

If you want to generate PDF using XSLT engines other than the built-in Apache FOP, you must indicate the paths to the XSLT engine executables in the corresponding text boxes. Use the appropriate **Browse...** button to locate the executables in the file system.

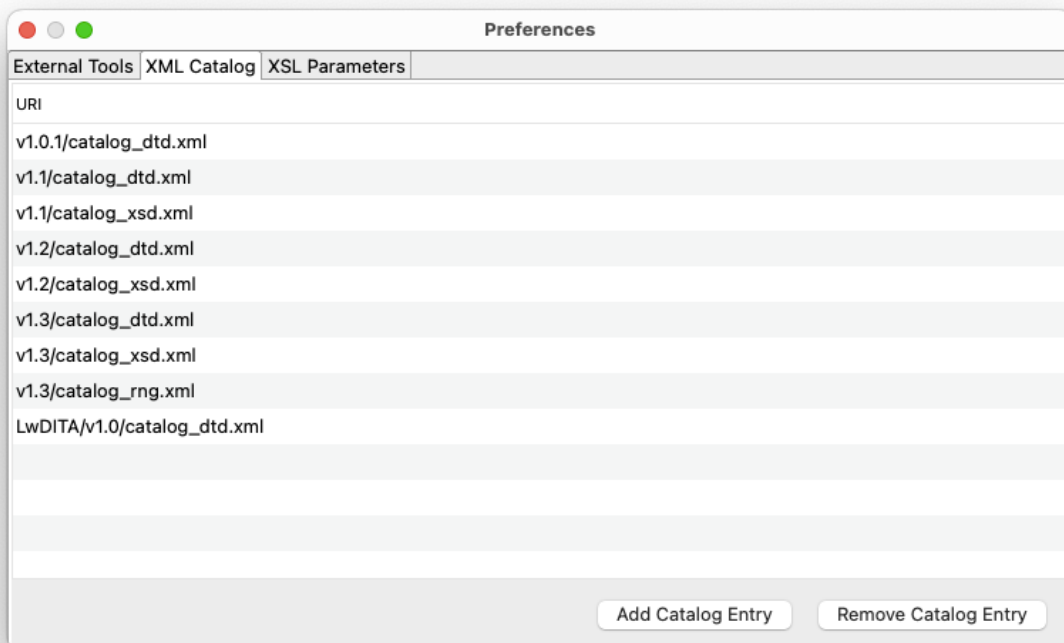
XMLmind XSL-FO converter is required to generate RTF, DOCX or ODT files from a DITA map. Enter the location of `fo2rtf.bat` (Windows) or `fo2rtf` (Mac OS X or Linux) in the **XMLmind XSL-FO Converter** text box or use the corresponding **Browse...** button to locate the program in the file system.

Microsoft Help Compiler is required to generate Html Help (Windows help) using conversa. Enter the location of `hhc.exe` in the **Microsoft Help Compiler** text box or use the **Browse...** button next to it to select the location from the file system.

XML Catalog

The application includes a default XML catalog with DTDs and XML Schemas for the most relevant formats and supported document types. Additional DTDs and XML Schemas can be added by the user as needed.

Select the **XML Catalog** tab in the **Preferences** dialog to add or remove entries from the catalog.



Add Catalog Entry

Click the **Add Catalog Entry** button and a file selection dialog will appear. Locate the catalog in the file system and select it.

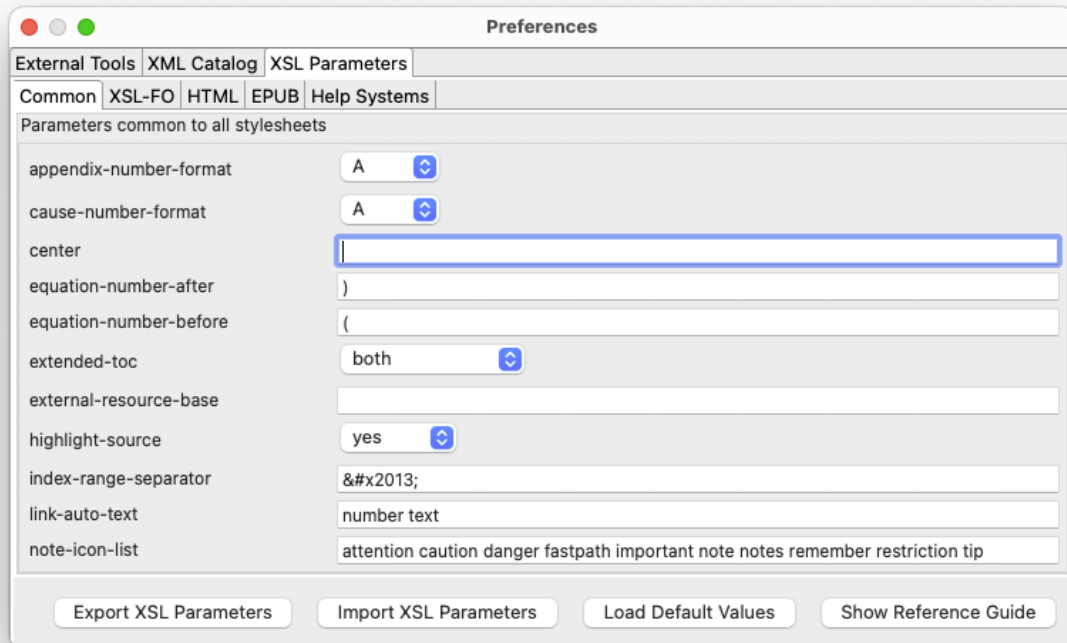
Remove Catalog Entry

Select the catalog entry to remove in the catalogs table. Click the **Remove Catalog Entry** button and the application's catalog will be updated to reflect the change.

XSL Stylesheet Parameters

You can pass parameters to the XSL stylesheets shipped with Conversa to customize the appearance of your publications.

Select the **XSL Parameters** tab in the **Preferences** dialog to adjust your stylesheets.



Use the **Export XSL Parameters** button to save the current set parameters to an XML file and the **Import XSL Parameters** button to restore a set of customized settings at any time.

The **Load Default Values** button restores the default values for all parameters in all stylesheets. Use this option if you made a configuration mistake or want to reset all settings at once.


The **Show Reference Guide** button opens a separate window showing this chapter in a Web Help version of this user guide.

Common Parameters

The parameters described below apply to all XSL stylesheets used by Conversa.

Parameter	Value	Description
appendix-number-format	Allowed values are: 'I', 'i', 'A', 'a', '1'. Default value: 'A'.	The number format of topics referenced in a bookmap as <code>appendix</code> . By default, such topics are numbered as follows: Appendix A. Title of first appendix , Appendix B. Title of second appendix , etc.
cause-number-format	Allowed values are: 'I', 'i', 'A', 'a', '1'. Default value: 'A'.	In a <code><troubleshooting></code> topic, multiple <code><remedy></code> elements having no title are given numbers formatted using this format.
center	List of element names separated by whitespace.	Specifies which elements are to be centered horizontally on the page.

Parameter	Value	Description
	Example: 'fig equation-figure simpletable table'. Default value: ''.	
equation-number-after	String. Default value: ') '.	Text added after the contents of a <code><equation-number></code> element.
equation-number-before	String. Default value: '('.	Text added before the contents of a <code><equation-number></code> element.
extended-toc	Allowed values are: 'frontmatter', 'backmatter', 'both', 'none'. Default value: 'none'.	Allows to add <code><frontmatter></code> and <code><backmatter></code> <code><topicref></code> s to the Table of Contents (TOC) of a document. Note that the <code>@toc</code> , <code>@navtitle</code> , <code>@locktitle</code> , etc, attributes are applied normally to <code><frontmatter></code> and <code><backmatter></code> <code><topicref></code> s when an extended TOC is generated.
external-resource-base	Allowed values are: '', an URL ending with "/" or '#REMOVE'. Default value: '#REMOVE' for EPUB 2 and EPUB 3, '' for all the other output formats.	Specifies how to resolve <code><xref></code> or <code><link></code> elements having an <i>external</i> <code>@scope</code> attribute and a <i>relative</i> <code>@href</code> attribute. Example of such <code><xref></code> elements: <code><xref scope="external" format="java" href="src/Test.java">Test.java</xref></code> . .. Do not resolve the <code>@href</code> attribute. In this case, the external resource files are expected to be copied "by hand" to the output directory. An URL ending with "/" This URL is prepended to the value of the <code>@href</code> attribute. '#REMOVE' The <code><xref></code> or <code><link></code> element is processed as if it did not have an <code>@href</code> attribute.
highlight-source	Allowed values are: 'yes' and 'no'. Default value: 'yes'.	Allows to turn off syntax highlighting in elements specializing <code><pre></code> . By default, syntax highlighting is turned on for all elements specializing <code><pre></code> and having an <code>@outputclass</code> attribute equals to <code>language-c</code> , <code>language-cpp</code> , <code>language-csharp</code> ,


Parameter	Value	Description
		language-delphi, language-ini, language-java, language-javascript, language-m2, language-perl, language-php, language-python, language-ruby, language-tcl.
index-range-separator	String. Default value: '–' (EN DASH).	The string used to separate the first page number from the last page number in a page range of an indexed term. Example: index-range-separator='<-->': c Cat 54, 87<-->90
link-auto-text	List of values separated by whitespace. Allowed values are: 'number' and 'text'. Default value: 'number text'.	This parameter specifies which text to generate for a <link> element, when this <link> element has no <linktext> child element or when this <linktext> child element is empty. Similar to above parameter xref-auto-text but for <link> elements.
note-icon-list	List of type attribute values separated by whitespace. Default value: 'attention caution danger fastpath important note notes remember restriction tip'.	Specifies the type (attribute @type) of the <note> elements for which icons should be used rather than text in order to represent note labels. Ignored unless use-note-icon='yes'.
number	List of values separated by whitespace. Allowed values are: 'topic', 'chapter-only', 'table', 'fig', 'example', 'equation-figure', 'all'. Default value: '' (number nothing).	Specifies which elements are to be numbered. 'all' is a short form for 'topic table fig equation-figure'. 'chapter-only' means: number topics, but only those referenced in a bookmap as <part>, <chapter> and <appendix>. <hr/>  Note Please note that 'all' does not include 'example'. If you want to number all formal elements including examples, then you must specify 'all example'. <hr/>

Parameter	Value	Description
number-separator1	String. Default value: ' . '.	The string used to separate the hierarchical number of topics acting as sections.
number-separator2	String. Default value: ' - '.	The string used to separate the hierarchical number of figures, tables, examples and equations. When possible, the number of figure, table, example or equation is made relative to the number of the ancestor chapter or appendix. This gives for example (for descendants of chapter 5): Figure 5-1. Title of first figure of chapter 5 , Figure 5-2. Title of second figure of chapter 5 , etc.
mark-important-steps	Allowed values are: 'yes' and 'no'. Default value: 'no'.	Generates a "Required" (respectively "Optional") label for <step> and <substep> elements having an @importance attribute set to "required" (resp. "optional").
part-number-format	Allowed values are: 'I', 'i', 'A', 'a', '1'. Default value: 'I'.	The number format of topics referenced in a bookmap as part. By default, such topics are numbered as follows: Part I. Title of first part , Part II. Title of second part , etc.
prepend-chapter-to-section-number	Allowed values are: 'yes' and 'no'. Default value: 'no'.	Normally topics which are descendants of chapters (that is, topics referenced in a bookmap as <chapter>) are numbered as follows: 1. Title of first section , 1.1. Title of first subsection , etc. Specifying prepend-chapter-to-section-number='yes' prepends the number of the chapter ancestor to the section number. This gives for example (for descendants of chapter 5): 5.1. Title of first section , 5.1.1. Title of first subsection , etc.
remedy-number-format	Allowed values are: 'I', 'i', 'A', 'a', '1'. Default value: 'A'.	In a <troubleshooting> topic, multiple <remedy> elements having no title are given numbers formatted using this format.
show-draft-comments	Allowed values are: 'yes' and 'no'. Default value: 'no'.	Specifies whether <draft-comments> elements should be rendered.

Parameter	Value	Description
<code>troubleSolution-number-format</code>	Allowed values are: 'I', 'i', 'A', 'a', '1'. Default value: '1'.	In a <code><troubleshooting></code> topic, multiple <code><troubleSolution></code> elements having no title are given numbers formatted using this format.
<code>title-after</code>	List of element names separated by whitespace. Example: 'fig equation-figure table'. Default value: ''.	Specifies which elements should have their titles displayed after their bodies.
<code>title-page</code>	Allowed values are: 'auto', 'none' or the URI of a custom title page. Default value: 'auto'.	Specifies the kind of "title page" (contains the title of the document, its author, etc) to be generated before the actual contents of the document. 'auto' Automatically generate a title page based on the title and metadata of the map. 'none' Do not generate a title page. URI of a custom title page Specifies the URI of a custom title page. If the URI is relative, it is relative to the current working directory of the user. This custom title page is an XHTML file for XHTML-based formats (XHTML, HTML Help, etc). This custom title page is an XSL-FO file for FO-based formats (PDF, RTF, etc). Such custom title pages are generally hand-written. <ul style="list-style-type: none"> The child nodes of the <code>body</code> element of the custom XHTML title page are wrapped in a <code>div</code> contained in the XHTML/HTML file being generated by the XSLT stylesheet. <p>Do not add a <code><!DOCTYPE></code> to such custom XHTML title page because otherwise, the XSLT stylesheet may fail loading it.</p> <p>See sample custom XHTML title page.</p>

Parameter	Value	Description
		<ul style="list-style-type: none"> The child nodes of the first <code>fo:flow[@flow-name='xsl-region-body']</code> element of the custom XSL-FO title page are wrapped in a <code>fo:block</code> contained the XSL-FO file being generated by the XSLT stylesheet. <p>See sample custom XSL-FO title page.</p>
<code>title-prefix-separator1</code>	String. Default value: ' . '.	The string used to separate the number of an formal object from its title.
<code>use-note-icon</code>	Allowed values are: 'yes' and 'no'. Default value: 'no'.	Specifies whether icons should be used rather than text in order to represent the label of a <code><note></code> element.
<code>watermark-image</code>	URI. If the URI is relative, it is relative to the current working directory of the user. No default value.	Specifies an image file which is to be used as a watermark in all the pages comprising the output document. See also parameter watermark . If you need this feature when generating RTF, WordprocessingML, Office Open XML (.docx), OpenDocument (.odt), please make sure to use XMLmind XSL-FO Converter v5.3+ .
<code>xref-auto-text</code>	List of values separated by whitespace. Allowed values are: 'number' and 'text'. Default value: 'number'.	This parameter specifies which text to generate for an <code><xref></code> element, when this <code><xref></code> element contains no text at all ⁽¹⁾ . Let's suppose that an <code><xref></code> element containing no text at all points to a topic titled "Installation". Because the <code><xref></code> element points to an element having a <code><title></code> child element, ditac may use this title as a starting point for the generated text. Now let's suppose that topics are numbered and that the number of the "Installation" topic is "Chapter 5". The text generated for this <code><xref></code> element is thus:

⁽¹⁾This implies that the `xref-auto-text` parameter is ignored when an `<xref>` element contains some text.

Parameter	Value	Description
		<p>If <code>xref-auto-text='number'</code> Chapter 5</p> <p>If <code>xref-auto-text='text'</code> Installation</p> <p>If <code>xref-auto-text='number text'</code> Chapter 5. Installation</p> <p>Note that this specification is just a hint because ditac needs anyway to generate some text. For example, if topics are not numbered and <code>xref-auto-text='number'</code>, the generated text will be "Installation".</p>
<p>★ <code>xsl-resources-directory</code></p>	<p>URL. A relative URL is relative to the output directory.</p> <p>Default value: 'resources/' resolved against the directory which contains the XSLT stylesheets.</p>	<p>Most XSLT stylesheets generate files which reference resources such as icons or CSS stylesheets. This parameter specifies the target directory which is to contain such resources.</p> <p>If this directory does not exist, it is automatically created.</p> <p>If this directory does not already contain the resources needed by the XSLT stylesheets, such resources are automatically copied to this directory.</p> <p>The default value of this parameter is something like <code>file:/opt/ditac/xsl/xhtml/resources/</code> for the stylesheets generating XHTML. URL <code>file:/opt/ditac/xsl/xhtml/resources/</code> specifies an existing directory containing <code>basic.css</code>, <code>note.png</code>, <code>important.png</code>, etc. This means that by default, no directory is created and no resource is copied.</p> <p>If the value of this parameter is an absolute URI, then ditac assumes that no resource directory is to be created and no resource is to be copied because this has already been done by the user.</p> <hr/> <p> Important</p> <ul style="list-style-type: none"> Explicitly specifying something like <code>xsl-resources-directory='res'</code> is almost <i>always required</i> when generating files having an XHTML/HTML based

Parameter	Value	Description
		<p>format (XHTML, HTML Help, etc).</p> <ul style="list-style-type: none"> Explicitly specifying something like <code>xsl-resources-directory='res'</code> is almost <i>never required</i> when generating files converted from XSL-FO (PDF, RTF, etc).

XSL-FO Parameters

The XSL-FO file generated by the XSLT stylesheets is converted to PDF, PostScript®, RTF, WordprocessingML, Office Open XML (.docx), OpenOffice/LibreOffice (.odt) by the means of XSL-FO processors such as [Apache FOP](#), [RenderX XEP](#), [Antenna House XSL Formatter](#) or [XMLmind XSL-FO Converter](#).



Tip

Inserting a `<?pagebreak?>` processing-instruction in the topic source between paragraphs, notes, tables, lists, etc, may be used to force a page break when generating any of the output formats which uses XSL-FO as an intermediate format (PDF, RTF, DOCX, etc).

The following table lists the parameters specific to the stylesheets that generate XSL-FO.

Parameter	Value	Description
<code>base-font-size</code>	Default value: '10pt'.	The size of the "main font" of the document. All the other font sizes are computed relatively to this font size
<code>body-bottom-margin</code>	Length. Default value: '0.5in'.	See Page areas below.
<code>body-font-family</code>	A string containing one or more font families separated by commas. Default value: 'serif'.	Specifies the family of the font used for the text of all elements except topic titles.

Parameter	Value	Description
body-start-indent	Length. Default value: '2pc'.	Applies only to <i>alternate XSLT stylesheet</i> <code>ditac_install_dir/xsl/fo/fo_indent.xsl</code> . This stylesheet: <ul style="list-style-type: none"> • Indents all blocks but topic and section titles by the value of XSLT stylesheet parameter <code>body-start-indent</code>. By default <code>body-start-indent</code> is 2pc. • Adds more vertical space after topic and section titles. • Only part, appendices, chapter and appendix titles are underlined. This stylesheet is invoked by passing option <code>-t ditac-xsl:fo/fo_indent.xsl</code> to <code>ditac</code> . Example of its output: manual-fop.pdf .
body-top-margin	Length. Default value: '0.5in'.	See Page areas below.
choice-bullets	A string containing one or more single characters separated by whitespace. Default value: '•' (BULLET).	Specify which bullet character to use for a <code><choice></code> element. Additional characters are used for nested <code><choice></code> elements. Changing the value of this parameter may imply changing the <code>font-family</code> attribute of the attribute-set <code>choice-label</code> .
equation-block equationwidth	Length. Default value: '90%'.	In a numbered <code><equation-block></code> element, this parameter specifies the width of the column containing the equation.
equation-block number-width	Length. Default value: '10%'.	In a numbered <code><equation-block></code> element, this parameter specifies the width of the column containing the <code><equation-number></code> element.
external-href-after	String. Default value: ']'.	Appended after the external URL referenced by an <code><xref></code> or <code><link></code> element. Ignored unless <code>show-external-links='yes'</code> .
external-href-before	String. Default value: '['.	Separates the text of an <code><xref></code> or <code><link></code> element from its referenced external URL. Ignored unless <code>show-external-links='yes'</code> .

Parameter	Value	Description
footer-center	String.	Specifies the contents of the central part of a page footer. See Specifying a header or a footer . Supports a conditional specification . Default value: <pre>two-sides even:: {{chapter-title}};; two-sides part chapter appendices appendix odd::- {{section1-title}};; one-side:: {{chapter-title}}</pre>
footer-center-width	String representing an integer larger than or equal to 1. Default value: '6'.	Specifies the proportional width of the central part of a page footer. See Specifying a header or a footer . Supports a conditional specification .
footer-height	Length. Default value: '0.4in'.	See Page areas below.
footer-left	String.	Specifies the contents of the left part of a page footer. See Specifying a header or a footer . Supports a conditional specification . Default value: <pre>two-sides even:: {{page-number}}</pre>
footer-left-width	String representing an integer larger than or equal to 1. Default value: '2'.	Specifies the proportional width of the left part of a page footer. See Specifying a header or a footer . Supports a conditional specification .
footer-right	String.	Specifies the contents of the right part of a page footer. See Specifying a header or a footer . Supports a conditional specification . Default value: <pre>two-sides first odd:: {{page-number}};; one-side:: {{page-number}}</pre>
footer-right-width	String representing an integer larger than or equal to 1.	Specifies the proportional width of the right part of a page footer. See Specifying a header or a footer . Supports a conditional specification .

Parameter	Value	Description
	Default value: '2'.	
footer-separator	Allowed values are: 'yes' and 'no'. Default value: 'yes'.	Specifies whether an horizontal rule should be drawn above the page footer.
header-center	String. Default value: '{{document-title}}'.	Specifies the contents of the central part of a page header. See Specifying a header or a footer . Supports a conditional specification .
header-center-width	String representing an integer larger than or equal to 1. Default value: '6'.	Specifies the proportional width of the central part of a page header. See Specifying a header or a footer . Supports a conditional specification .
header-height	Length. Default value: '0.4in'.	See Page areas below.
header-left	String. Default value: ''.	Specifies the contents of the left part of a page header. See Specifying a header or a footer . Supports a conditional specification .
header-left-width	String representing an integer larger than or equal to 1. Default value: '2'.	Specifies the proportional width of the left part of a page header. See Specifying a header or a footer . Supports a conditional specification .
header-right	String. Default value: ''.	Specifies the contents of the right part of a page header. See Specifying a header or a footer . Supports a conditional specification .
header-right-width	String representing an integer larger than or equal to 1. Default value: '2'.	Specifies the proportional width of the right part of a page header. See Specifying a header or a footer . Supports a conditional specification .

Parameter	Value	Description
header-separator	Allowed values are: 'yes' and 'no'. Default value: 'yes'.	Specifies whether an horizontal rule should be drawn below the page header.
hyphenate	Allowed values are: 'yes' and 'no'. Default value: 'no'.	Specifies whether words may be hyphenated.
index-column-count	Positive integer. Default value: '2'.	The number of columns of index pages.
index-column-gap	Length. Default value: '2em'.	The distance which separates columns in index pages.
justified	Allowed values are: 'yes' and 'no'. Default value: 'no'.	Specifies whether text (e.g. in paragraphs) should be justified (that is, flush left and right) or just left aligned (that is, flush left and ragged right).
link-bullet	A string containing a single character. Default value: '•' (BULLET).	Specify which character is inserted before the text of a <link> element. Changing the value of this parameter may imply changing the font-family attribute of the attribute-set link-bullet.
menucascade-separator	A string containing a single character. Default value: '→' (RIGHTWARDS ARROW).	Specify which character is used to separate the child elements of a <menucascade> element. Changing the value of this parameter may imply changing the font-family attribute of the attribute-set menucascade-separator.
note-icon-height	Length. A length may have a unit. Default is px.	The height of a note icon.

Parameter	Value	Description
	Default value: '32', '7mm' for the XSLT stylesheets that generate XSL-FO.	
<code>note-icon-suffix</code>	Default value: ' .png'.	The suffix of a note icon. The root name of a note icon should be identical to the value of the <code>@type</code> attribute it represents. For example, if <code>note-icon-suffix= '.svg'</code> , the default resources directory is expected to contain <code>note.svg</code> , <code>important.svg</code> , <code>caution.svg</code> , etc. In principle, there is no need for an end-user to specify any of the <code>note-icon-suffix</code> , <code>note-icon-width</code> or <code>note-icon-height</code> parameters.
<code>note-icon-width</code>	Length. A length may have a unit. Default is <code>px</code> . Default value: '32', '7mm' for the XSLT stylesheets that generate XSL-FO.	The width of a note icon.
<code>page-bottom-margin</code>	Length. Default value: '0.5in'.	See Page areas below.
<code>page-height</code>	Length. Example: '297mm'. Default value: depends on paper-type.	The height of the printed page.
<code>page-inner-margin</code>	Length. Default value: if parameter <code>two-sided</code> is specified as 'yes' then '1.25in' otherwise '1in'.	See Page areas below.

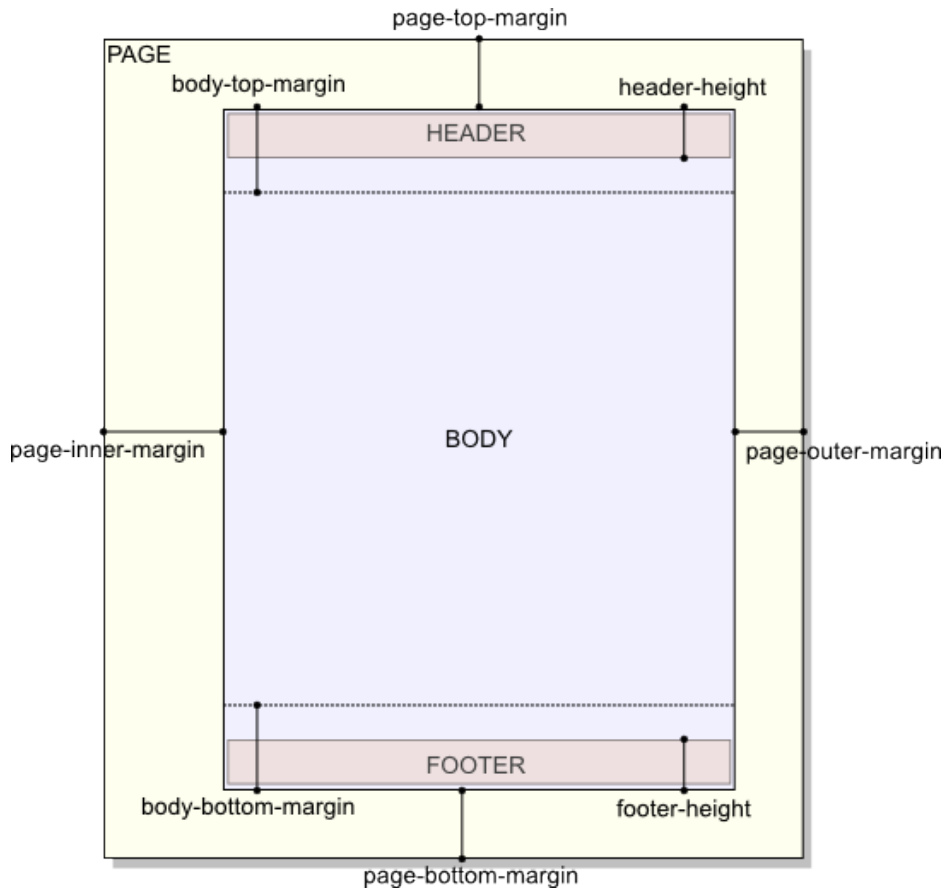
Parameter	Value	Description
page-orientation	Allowed values are: 'portrait' and 'landscape'. Default value: 'portrait'.	The orientation of the printed page.
page-outer-margin	Length. Default value: if parameter two-sided is specified as 'yes' then '0.75in' otherwise '1in'.	See Page areas below.
page-ref-after	String. Default value: ''.	Appended after the page number pointed to by an <code><xref></code> or <code><link></code> element. Ignored unless <code>show-xref-page='yes'</code> or <code>show-link-page='yes'</code> . When both <code>page-ref-after</code> and <code>page-ref-before</code> are specified as the empty string, in fact, this specifies that the generated string must be the localized equivalent of "on page".
page-ref-before	String. Default value: ''.	Separates the text of an <code><xref></code> or <code><link></code> element from the page number it points to. Ignored unless <code>show-xref-page='yes'</code> or <code>show-link-page='yes'</code> .
page-top-margin	Length. Default value: '0.5in'.	See Page areas below.
page-width	Length. Example: '8.5in'. Default value: depends on paper-type.	The width of the printed page.
paper-type	Allowed values are: 'Letter', 'Legal', 'Ledger', 'Tabloid', 'A0', 'A1', 'A2', 'A3', 'A4', 'A5', 'A6', 'A7', 'A8', 'A9', 'A10', 'B0', 'B1',	A convenient way to specify the size of the printed page. It is also possible to specify a custom paper type by ignoring the <code>paper-type</code> parameter and directly specifying the page-width and page-height parameters.

Parameter	Value	Description
	'B2', 'B3', 'B4', 'B5', 'B6', 'B7', 'B8', 'B9', 'B10', 'C0', 'C1', 'C2', 'C3', 'C4', 'C5', 'C6', 'C7', 'C8', 'C9', 'C10' (case-insensitive). Default value: 'A4'.	
pdf-outline	Allowed values are: 'yes' and 'no'. Default value: 'no'.	Specifies whether PDF bookmarks should be generated. Supported by the 'XEP', 'FOP' and 'AHF' XSL-FO processors. Not relevant, and thus ignored by 'XFC'.
show-external-links	Allowed values are: 'yes' and 'no'. Default value: 'no'.	Specifies whether the <i>external URL</i> referenced by an <code><xref></code> or <code><link></code> element should be displayed right after the text contained by this element. Example: <code>show-external-links='yes'</code> causes <code><xref href="http://www.oasis-open.org/">Oasis</xref></code> to be rendered as follows: Oasis [http://www.oasis-open.org/].
show-imagemap-links	Allowed values are: 'yes' and 'no'. Default value: 'yes'.	Specifies whether a numbered list should be generated for an <code><imagemap></code> element, with one list item per <code><area></code> element. A list item contains the link specified by the <code><area></code> element. No list items are generated for "dead areas" (<code><area></code> elements specifying no link at all).
show-link-page	Allowed values are: 'yes' and 'no'. Default value: 'no'.	Same as show-xref-page but for <code><link></code> elements.
show-xref-page	Allowed values are: 'yes' and 'no'. Default value: 'no'.	Specifies whether the page number corresponding to the <i>internal link target</i> referenced by an <code><xref></code> element should be displayed right after the text contained by this element. Example: <code>show-xref-page='yes'</code> causes <code><xref href="introduction.dita">Introduction</xref></code> to be rendered as follows: Introduction [3].

Parameter	Value	Description
title-color	A string representing a color. Default value: 'black'.	Specifies the color used for the text of topic (of any kind) titles.
title-font-family	A string containing one or more font families separated by commas. Default value: 'sans-serif'.	Specifies the family of the font used for the text of topic (of any kind) titles.
two-sided	Allowed values are: 'yes' and 'no'. Default value: 'no'.	Specifies whether the document should be printed double sided.
ul-li-bullets	A string containing one or more single characters separated by whitespace. Default value: '• – ' (BULLET, EN DASH).	Specify which bullet character to use for an / element. Additional characters are used for nested elements. For example, if ul-li-bullets="* - +", "*" will be used for / elements, "-" will be used for / elements contained in a / element and "+" will be used for / elements nested in two / elements. Changing the value of this parameter may imply changing the font-family attribute of the attribute-set ul-li-label.
unordered-step-bullets	A string containing one or more single characters separated by whitespace. Default value: '• ' (BULLET, EN DASH).	Specify which bullet character to use for a <steps-unordered>/<step> element. Additional characters are used for nested <steps-unordered>/<step> elements. Changing the value of this parameter may imply changing the font-family attribute of the attribute-set unordered-step-label.
watermark	Allowed values are one or more	Specifies which pages in the output document are to be given a watermark.

Parameter	Value	Description
	of 'blank', 'title', 'toc', 'booklist', 'frontmatter', 'body', 'backmatter', 'index', 'all' separated by whitespace. Default value: 'all'.	By default, all pages are given a watermark. If for example, parameter <code>watermark</code> is set to <code>'frontmatter body backmatter'</code> , then only the pages which are part of the front matter, body and back matter of the output document are given a watermark. The title page, TOC pages, etc, are not given a watermark. No effect unless parameter <code>watermark-image</code> is specified.
<code>xfc-render-as-table</code>	A string containing zero or more DITA element names separated by whitespace. Default value: 'note'.	Specifies whether <code>XMLmind XSL-FO Converter</code> should render the <code><fo:block></code> s representing specified DITA elements as <code><fo:table></code> s. This parameter enables a workaround for a limitation of <code>XMLmind XSL-FO Converter</code> : a <code><fo:block></code> having a border and/or background color and containing several other blocks, lists or tables is very poorly rendered in RTF, WML, DOCX and ODT.

Page areas

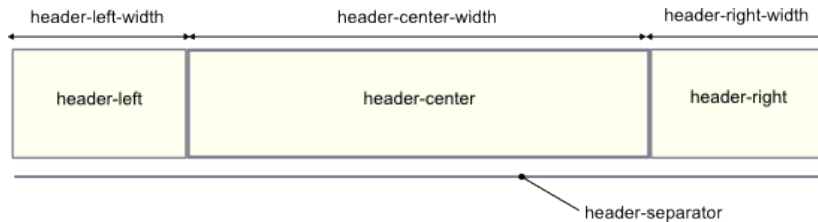


Page headers and footers

Specifying a header or a footer

The header or the footer of a generated PDF, RTF, etc, page has 3 columns.

Layout of a header



The width of these columns may be specified using the `header-left-width`, `header-center-width`, `header-right-width` parameters for the header and the `footer-left-width`, `footer-center-width`, `footer-right-width` parameters for the footer.

The width of a column is specified as an integer which is larger than or equal to 1. This value is the *proportional width of the column*. For example, if the left column has a width equal to 2 and the right column has a width equal to 4, this simply means that the right column is twice ($4/2 = 2$) as wide as the left column.

The contents of these columns may be specified using the `header-left`, `header-center`, `header-right` parameters for the header and the `footer-left`, `footer-center`, `footer-right` parameters for the footer.

When `header-left`, `header-center`, `header-right` are all specified as the empty string, no header is generated. When `footer-left`, `footer-center`, `footer-right` are all specified as the empty string, no footer is generated.

The content of a column is basically a mix of text and variables. Example: "Page `{{page-number}}` of `{{page-count}}`".

Supported variables are:

`{{document-title}}`

The title of the document.

`{{document-date}}`

The publication date of the document.

The value of the variable comes from the last `created` or `revised` element found in the `topicmeta/critdates` or `bookmeta/critdates` element of the map. More precisely, it comes the value of attribute `golive`, `modified` or `date`, considered in that order. The value of this attribute must be something like `YYYY-MM-DD`, because it is parsed and then formatted according to the `xml:lang` of the map. For example, if `golive="2014-02-23"`, with `xml:lang="en"`, it gives: "February 02, 2014" and with `xml:lang="fr"`, it gives: "02 Février 2014". If the map has no `critdates` element, then the current date is used. If the value of attribute `golive`, `modified` or `date` is not specified as `YYYY-MM-DD`, then this value is used as is.

`{{chapter-title}}`

The title of the current `part`, `chapter`, `appendices` or `appendix`. Empty if the map being converted is not a `bookmap`.

`{{section1-title}}`

The title of the current part, chapter, appendices or appendix or *section 1*. A section 1 is specified by a non-typed `topicref` (that is, not a `part`, `chapter`, `preface`, `appendix`, `dedication`, etc) which is a direct child of a `map` or `bookmap`.

`{{topic-title}}`

The title of the current topic. All topics are guaranteed to have a corresponding `{{topic-title}}`. Even automatically generated topics such as `toc` or `indexlist` have a corresponding `{{topic-title}}`⁽²⁾.

`{{page-number}}`

Current page number within the current document division (front matter, body matter or back matter).

`{{page-count}}`

Total number of pages of the current document division (front matter, body matter or back matter).

`{{break}}`

A line break.

`{{image(URI)}}`

An image having specified URI. A relative URI is resolved against the current working directory. Example: "`{{image(artwork/logo.svg)}}`".

`{{page-sequence}}`

Not for production use. Inserts in the header/footer the name of the current page sequence. This allows to learn which name to use in a *conditional header or footer*. See [below](#).

Conditional headers and footers

The default value of `header-center` is '`{{document-title}}`'. This means that each page of the generated PDF, RTF, etc, file will have the document title centered on its top. But what if you want the pages containing the Table of Contents have a "**Contents**" header? Is there a way to specify: use "**Contents**" for the pages containing the Table of Contents and use the title of the document for any other page?

This is done by specifying the following conditional value for parameter `header-center`: '`toc:: Contents;; {{document-title}}`'.

A conditional value may contain one or more cases separated by "`;;`". Each case is tested against the page being generated. The first case which matches the page being generated is the one which is selected.

conditional_value --> case ["`;;`" case]*

case --> [*condition* "`::`"]* *value*

condition --> [*test_page_sequence*]?

& [*S test_page_layout*]?

& [*S test_page_side*]?

⁽²⁾The `{{topic-title}}` of a `toc` is "**Table of Contents**", properly localized. The `{{topic-title}}` of a `indexlist` is "**Index**", properly localized.

Let's suppose you also want the the pages containing the Index have a "**Index**" header. Specifying `'toc:: Contents;; {{document-title}};; indexList:: Index'` won't work as expected because the second case (having no condition at all) matches any page, including the Index pages. You need to specify: `'toc:: Contents;; indexlist:: Index;; {{document-title}}'`.

Let's remember that variable `{{topic-title}}` is substituted with the title of the current topic, including automatically generated topics such `toc` and `indexlist`.

Therefore our conditional value is better expressed as: `'toc:: indexlist:: {{topic-title}};; {{document-title}}'`. Notice how a case may have several conditions. Suffice for any of these conditions to match the page being generated for the case to be selected.

Even better, specify `'toc||indexlist:: {{topic-title}};; {{document-title}}'`. String `"||"` may be used to separate alternative values to be tested against the page being generated.

```
test_page_sequence --> page_sequence [ "||" page_sequence ]*
```

```
page_sequence --> "abbrevlist" | "amendments" | "appendices" | "appendix"
| "backmattersection" | "bibliolist" | "bookabstract" | "booklist"
| "chapter" | "colophon" | "dedication" | "draftintro"
| "figurelist" | "glossarylist" | "indexlist" | "notices"
| "part" | "preface" | "section1" | "tablelist"
| "toc" | "trademarklist"
```



Tip

It's not difficult to guess that the name of the page sequence corresponding to the Table of Contents is `toc` and that the name of the page sequence corresponding to the Index is `indexlist`. However the simplest way to learn what is the name of the page sequence being generated is to reference variable `{{page-sequence}}` in the specification of a header or a footer.

Now let's suppose that we want to suppress the document title on the first page of a part, chapter or appendix. This is specified as follows: `'first part|chapter|appendix:: ;; toc||indexlist:: {{topic-title}};; {{document-title}}'`.

For now, we have only described a condition about the page sequence being generated: TOC, Index, etc. In fact, a condition may test up to 3 facets of the page being generated:

- The page sequence to which belongs the page being generated.
- Whether the page being generated is part of a one-sided or a two-sided document.
- Whether the page being generated is the first page of its sequence. When the the page being generated is *not* the first page of its sequence, if the page being generated has an odd or an even page number.

```
test_page_layout --> page_layout [ "||" page_layout ]*
```

```
page_layout --> "two-sides" | "one-side"
```

```
test_page_side --> page_side [ "||" page_side ]*
```

`page_side --> "first" | "odd" | "even"`



Remember

When the document has one side, there is no difference between `even` and `odd`. That is, `even, odd, even` | `odd` all simply mean: other than `first`.

The order of the tests is not significant. For example, `'first part|chapter|appendix'` is equivalent to `'part|chapter|appendix first'`.

Therefore `'first part|chapter|appendix:: ;; toc|indexlist:: {{topic-title}};; {{document-title}}'` reads as follows:

1. Use the empty string for the first page of a part, chapter or appendix.
2. Use the topic title for the pages containing the Table of Contents. This title is "**Table of Contents**", but localized according to the main language of the DITA document being converted.
3. Use the topic title for the pages containing the Index. This title is "**Index**", but localized according to the main language of the DITA document being converted.
4. For any other page, use the title of the DITA document.






Note


Everything explained in this section applies not only to the contents of a column of a header or footer, but also to the proportional width of a column of a header or footer. Example: `-p footer-right-width "first|odd:: 4;; even:: 1"`.

HTML Parameters

The following table lists the parameters that are common to the stylesheets that generate XHTML or HTML. They apply to the stylesheets that produce XHTML, HTML, Web Help and HTML Help, Eclipse Help and EPUB.

Parameter	Value	Description
<code>add-index-toc</code>	Allowed values are: 'yes' and 'no'. Default value: 'yes'.	Specifies whether an A-Z list should be added at the beginning of the back-of-the-book index.
<code>chain-pages</code>	Allowed values are: 'none', 'top', 'bottom' or 'both'.	Specifies whether a header and/or a footer containing navigation icons should be generated in order to link together all the HTML pages.

Parameter	Value	Description
	Default value: 'none'.	<hr/>  Note There is no need to specify a value other than 'none' when generating Web Help, HTML Help, Eclipse Help, EPUB and Java™ Help. <hr/>
chain-topics	Allowed values are: 'yes' and 'no'. Default value: 'no'.	Specifies whether navigation icons should be generated in order to link together all the topics. See also related parameter: ignore-navigation-links . <hr/>  Note There is no need to specify a value other than 'no' when generating Web Help, HTML Help, Eclipse Help, EPUB and Java™ Help. <hr/>
css	URL. Default value: ''.	Low-level parameter specifying which CSS stylesheet to use to style the generated (X)HTML pages. When neither <code>css</code> nor <code>custom-css</code> is specified, the default CSS stylesheet being used is <code>xsl-resources-directory/base.css</code> . <hr/>  Restriction Not supported by the stylesheets that generate EPUB. <hr/>
cssResourceName	URL basename relative to the directory specified by parameter <code>xsl-resources-directory</code> .	Very low-level parameter specifying which CSS stylesheet to use. This CSS stylesheet is expected to be found in the resources directory.

Parameter	Value	Description
	<p>Default value: 'base.css'.</p>	<div style="border: 1px solid #ccc; padding: 10px;">  <p>Note</p> <p>This parameter is not useful unless you develop a plug-in implementing a DITA specialization. More information in https://www.ibm.com/docs/en/conversa/10.0.0/ptn1</p> </div>
★ <code>custom-css</code>	<p>URL.</p> <p>Default value: ''.</p>	<p>Specifies the custom CSS stylesheet used to style the generated (X)HTML pages. This high-level parameter has priority over low-level parameter <code>css</code>.</p> <p>This custom CSS stylesheet is copied to directory <code>xsl-resources-directory</code>. Therefore <code>custom-css</code> requires directory <code>xsl-resources-directory</code> to be specified as an URL which is relative to the output directory (e.g. <code>xsl-resources-directory='res'</code>).</p> <p>How to use <code>custom-css</code> is explained in https://www.ibm.com/docs/en/conversa/10.0.0/ptn1#customCSS</p>
<code>default-table-width</code>	<p>A percentage, typically something like '100%' or '90%'.</p> <p>Default value: '' (as narrow as possible).</p>	<p>The default width of <code><table></code> and <code><simplatable></code> elements.</p>
<code>external-link-icon-height</code>	<p>Length. A length may have a unit. Default is px.</p> <p>Default value: '10'.</p>	<p>The height of the “opens in new window” icon.</p>
<code>external-link-icon-name</code>	<p>Basename.</p> <p>Default value: 'new_window.png'.</p>	<p>The basename of the “opens in new window” icon. This icon is found in the resources directory.</p>
<code>external-link-icon-width</code>	<p>Length. A length may have a unit. Default is px.</p> <p>Default value: '10'.</p>	<p>The width of the “opens in new window” icon.</p>

Parameter	Value	Description
format-to-type	<p>Zero or more DITA format/MIME type pairs. Example: <code>"txt text/plain xml application/xml html text/html"</code>.</p> <p>Default value: <code>' '</code>, which means that DITA <code>xref/@format</code> is <i>not</i> converted to XHTML <code>a/@type</code>.</p>	<p>Allows to map DITA <code>xref/@format</code> to XHTML <code>a/@type</code>.</p> <p>Using default empty value, <code><xref scope="external" format="txt" href="http://acme.com/info.xyz"></code> is converted to <code></code>. The fact that file extension <code>".xyz"</code> is unknown may cause problems when attempting to navigate or download file <code>"info.xyz"</code> using a Web browser.</p> <p>If <code>-p format-to-type "txt text/plain"</code> is passed to <code>ditac</code> then <code><xref scope="external" format="txt" href="http://acme.com/info.xyz"></code> is converted to <code></code>, which is better.</p>
generator-info	<p>String</p> <p>Default value: <code>'XMLmind DITA Converter VERSION'</code>.</p>	<p>The name of the software which has been used to create the HTML pages.</p> <p>Specify an empty string if you don't want to have a <code><meta name="generator" content="XXX" /></code> element added to your HTML pages.</p>
ignore-navigation-links	<p>Allowed values are: <code>'yes'</code>, <code>'no'</code> and <code>'auto'</code>.</p> <p>Default value: <code>'auto'</code> for XHTML and its variants; <code>'yes'</code> for Web Help, Java Help, HTML Help, Eclipse Help and EPUB</p>	<p>If <code>'yes'</code>, do not generate the navigation links corresponding to <code>topicref</code> attribute <code>@collection-type</code>.</p> <p>If <code>'no'</code>, generate the navigation links corresponding to <code>topicref</code> attribute <code>@collection-type</code>.</p> <p>If <code>'auto'</code>, generate the navigation links corresponding to <code>topicref</code> attribute <code>@collection-type</code>, unless <code>chain-topics=yes</code>.</p>
javascripts	<p>String. List of URLs separated by whitespace.</p> <p>Default value: <code>' '</code>.</p>	<p>The URLs specified in this parameter must point to JavaScript files. These URLs are converted to <code><script></code> XHTML elements added to the <code><html>/<head></code> elements of the XHTML files generated by <code>ditac</code>.</p> <p>Note that an URL may end with <code>';async'</code>, <code>';defer'</code> or a combination of both flags. These flags are translated to the corresponding attributes of the <code><script></code> element. Example:</p>

Parameter	Value	Description
		<pre>https://cdn.mathjax.org/mathjax/latest/MathJax.js?config=MML_CHTML;async</pre> <p>is translated to:</p> <pre><script type="text/javascript" async="async" src="https://cdn.mathjax.org/mathjax/latest/MathJax.js?config=MML_CHTML"></script></pre>
mathjax	<p>Allowed values are: 'yes', 'no' and 'auto'.</p> <p>Default value: 'no'.</p>	<p>Very few web browsers (Firefox) can natively render MathML. Fortunately, there is MathJax. MathJax is a JavaScript display engine for mathematics that works in all browsers.</p> <p>'yes'</p> <p>Add a <code><script></code> XHTML element loading Mathjax to the <code><html>/<head></code> elements of all XHTML files generated by ditac.</p> <p>'auto'</p> <p>Same as 'yes', but add <code><script></code> only to generated XHTML files containing MathML.</p> <p>Ignored by all XHTML-based formats but XHTML and Web Help.</p>
mathjax-url	<p>String.</p> <p>Default value: the URL pointing to the MathJax CDN, as recommended in the MathJax documentation.</p>	<p>The URL allowing to load the MathJax engine configured for rendering MathML.</p> <p>Ignored unless parameter <code>mathjax</code> is set to 'yes' or 'auto'.</p>
mark-external-links	<p>Allowed values are: 'yes' and 'no'.</p> <p>Default value: 'no'.</p>	<p>Specifies whether an external link should be marked using a “opens in new window” icon.</p>
navigation-icon-height	<p>Length. A length may have a unit. Default is px.</p> <p>Default value: '16'.</p>	<p>The height of a navigation icon.</p>
navigation-icon-suffix	<p>String.</p> <p>Default value: '.png'.</p>	<p>The suffix of a navigation icon.</p> <p>The root names of navigation icons are fixed:</p> <pre>first, first_disabled, last, last_disabled,</pre>

Parameter	Value	Description
		<p>next, next_disabled, previous, previous_disabled, parent, parent_disabled, child, child_disabled.</p> <p>For example, if <code>note-icon-suffix='.svg'</code>, the default resources directory is expected to contain <code>first.svg</code>, <code>first_disabled.svg</code>, <code>last.svg</code>, etc.</p> <p>In principle, there is no need for an end-user to specify any of the <code>navigation-icon-suffix</code>, <code>navigation-icon-width</code> or <code>navigation-icon-height</code> parameters.</p>
<code>navigation-icon-width</code>	<p>Length. A length may have a unit. Default is <code>px</code>.</p> <p>Default value: <code>'16'</code>.</p>	The width of a navigation icon.
<code>screen-resolution</code>	<p>Positive integer.</p> <p>Default value: <code>'96'</code>.</p>	The resolution of the screen in dot per inch (DPI). This resolution is used to convert image dimensions such as <code>3cm</code> to pixels.
<code>xhtml-mime-type</code>	<p>A MIME type without a parameter such as <code>'text/html'</code>, <code>'application/xhtml+xml'</code>, <code>'application/xml'</code> or the empty string (<code>' '</code>).</p> <p>Default value: see prose.</p>	<p>Low-level parameter. Do not change default value unless you know what you are doing.</p> <ul style="list-style-type: none"> Specify <code>'text/html'</code> to serve XHTML as HTML. <p>This is the default value for all (X)HTML-based output formats except for EPUB 2 and (X)HTML5.</p> <ul style="list-style-type: none"> Specify <code>'application/xhtml+xml'</code> if you prefer to serve XHTML as XML. <p>This is the default value for EPUB 2.</p> <ul style="list-style-type: none"> Specify an empty string if you prefer not to generate <code><meta http-equiv="Content-Type"></code>. <p>This is the default value for (X)HTML5 for which a <code><meta charset="UTF-8"></code> is generated instead.</p>

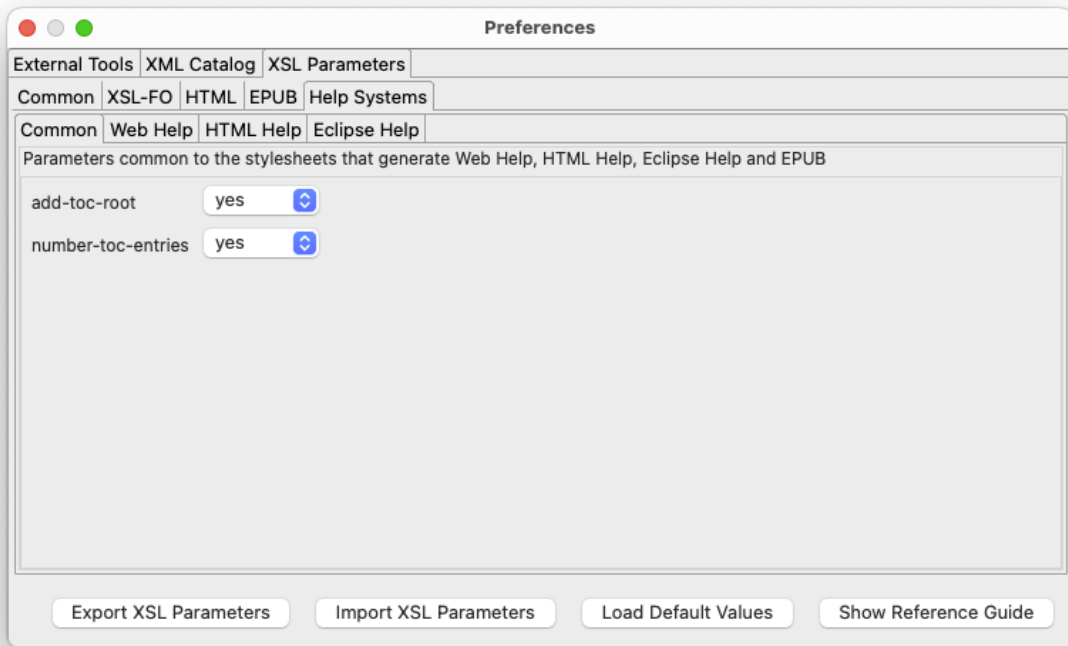
EPUB Parameters

The following table lists the parameters specific to the stylesheets that generate EPUB.

Parameter	Value	Description
cover-image	URI. If the URI is relative, it is relative to the current working directory of the user. No default value.	Specifies an image file which is to be used as the cover page of the EPUB file. This image must be a PNG or JPEG image. Its size must not exceed 1000x1000 pixels. In theory, EPUB 3 also accepts SVG 1.1 cover images.
epub-identifier	String Default value: dynamically generated UUID URN.	A globally unique identifier for the generated EPUB document (typically the permanent URL of the EPUB document).
epub2-compatible	Allowed values are: 'yes' and 'no'. Default value: 'yes'.	Only applies to EPUB 3. By default, the EPUB 3 files generated by ditac are made compatible with EPUB 2 readers. Specify 'no' if you don't need this compatibility.
generate-epub-trigger	Allowed values are: 'yes' and 'no'. Default value: 'yes'.	Only applies to EPUB 3. Specify 'no' if your EPUB 3 reader does not support <code>epub:trigger</code> yet. When <code>generate-epub-trigger=no</code> , ditac generates an <code>@onclick</code> attribute containing simple JavaScript code and declares the containing XHTML 5 page as being <code>scripted</code> .


Help Parameters

To access the configuration options for Web Help, HTML Help and Eclipse help, select the **Help Systems** option in the **XSL Parameters** tab of the **Preferences** dialog.



Common Help Parameters

Parameters common to the stylesheets that generate Web Help, HTML Help, Eclipse Help and EPUB

Parameter	Value	Description
add-toc-root	<p>Allowed values are: 'yes' and 'no'.</p> <p>Default value: 'yes'.</p>	<p>If 'yes', add a pseudo TOC entry, bearing the title of the document, containing all the actual TOC entries.</p> <hr/> <p> Restriction</p> <ul style="list-style-type: none"> Value 'no' is not supported by the stylesheets that generate Eclipse Help. Ignored by the stylesheets that generate Web Help and EPUB. <hr/>

Parameter	Value	Description
<code>number-toc-entries</code>	Allowed values are: 'yes' and 'no'. Default value: 'yes' for Web Help, 'no' for the other formats.	If 'yes', number the TOC entries. No effect unless the <code>number</code> parameter is used to specify that topics should be numbered.

Web Help Parameters

The table below lists the parameters specific to the stylesheets that generate Web Help.

Parameters marked using this icon ☆ are *pseudo-parameters*. They may or may not be passed to the XSLT stylesheets, but it is important thing to remember that they are also interpreted by ditac itself. As a consequence, you cannot specify them in an XSLT stylesheet which customizes the stock ones.

Parameter	Value	Description
☆ <code>wh---CSS_VAR_NAME</code>	String. A valid CSS property value. No default.	<p>This kind of parameter may be used to override any of the default values of the <code>CSS variables</code> specified in any of the <code>NNtheme.css</code> template files (all found in <code>ditac_install_dir/whc_template/_wh/</code>).</p> <p>For example, the main <code>NNtheme.css</code> template file:</p> <pre>body { ... --navigation-width: 33%; ... }</pre> <p>The <code>wh---navigation-width</code> CSS variable is used as follows in <code>NNcommon.css</code>, another CSS template file:</p> <pre>#wh-navigation { ... width: var(--navigation-width); ... }</pre> <p>Therefore parameter <code>wh---navigation-width</code> may be used to give the navigation side of the generated Web Help a different initial width. Example: <code>-p wh---navigation-width "25%"</code>.</p> <p>More examples in "XMLmind Web Help Compiler Manual, Getting started".</p>

Parameter	Value	Description
★wh-collapse-toc	Allowed values are: 'yes' and 'no'. Default value: 'no'.	Specifies whether the TOC should be initially collapsed.
★wh-index-numbers	Allowed values are: 'yes' and 'no'. Default value: 'no'.	Specifies whether words looking like numbers are to be indexed. Examples of such number-like words: 3.14, 3, 14, 3times4equals12, +1, -1.0, 3px, 1, 2cm, 100%, 1.0E+6, 1,000.00\$.
★wh-inherit-font-and-colors	Allowed values are: 'yes' and 'no'. Default value: 'yes'.	When wh-inherit-font-and-colors is set to 'no', the navigation pane of the generated Web Help uses fonts and colors of its own, which will generally differ from those used for the content of the Web Help. Setting wh-inherit-font-and-colors to 'yes' lets you use for the navigation pane the same fonts and colors as those used for the content of the Web Help. So basically this parameter is a shorthand for: <pre>-p wh---navigation-font-family inherit- -p wh---navigation-font-size inherit- -p wh---navigation-color inherit- -p wh---navigation-background-color inherit</pre> See above wh---CSS_VAR_NAME parameters.
★wh-jquery	Relative or absolute URI. A relative URI is relative to the URI of a page of the Web Help. Default value: absolute URI of the corresponding file found on the Google CDN.	Specifies the location of the JavaScript file containing jQuery. Example: <pre>https://code.jquery.com/ jquery-3.4.1.slim.min.js</pre> Specifying an "https:" URL is recommended when the generated Web Help is stored on an HTTPS server.
★wh-local-jquery	Allowed values are: 'yes' and 'no'. Default value: 'no'.	Specifies whether all jQuery files should be copied to _wh/jquery/, where _wh/ is the directory containing the other Web Help files. By default, the jQuery files are accessed from the Web (typically from a CDN). Note that this parameter is applied <i>after</i> jQuery has been possibly customized using parameter wh-jquery. For example,

Parameter	Value	Description
		"-p wh-jquery https://code.jquery.com/jquery-3.4.1.js" copies a file downloaded from https://code.jquery.com/ to _wh/jquery/.
★wh-layout	The name of a layout. Default value: classic.	Selects a layout for the generated Web Help. For now, only two layouts are supported: classic and simple.
★wh-responsive-ui	Allowed values are: 'yes' and 'no'. Default value: 'yes'.	Specifies whether the generated Web Help should be "responsive", that is, whether it should adapt its layout to the size of the screen.
★wh-ui-language	"browser" or "document" or a language code conforming RFC 3066. Examples: de, fr-CA. Default value: 'browser'.	Specifies which language should be used for the messages (tab labels, button tool tips, etc) of the generated Web Help. Default value "browser" means that this language is the one used by the Web browser for its own messages. This language may often be specified in the user preferences of the Web browser. Value "document" means that the language of the document should be used. A language code such as en, en-US, es, es-AR, etc, may be used to explicitly specify which language should be used.
★wh-use-stemming	Allowed values are: 'yes' and 'no'. Default value: 'yes'.	Specifies whether <i>stemming</i> ⁽³⁾ should be used to implement the search facility. By default, stemming is used whenever possible, that is, <ul style="list-style-type: none"> 1. when the main language of the document can be determined; 2. when this main language is one of: Danish, Dutch, English, Finnish, French, German, Hungarian, Italian, Norwegian, Portuguese, Russian, Spanish, Swedish, Romanian, Turkish. The main language of the document is specified by the @xml:lang attribute found on the root element of DITA map being converted; otherwise using the -lang command-line option; otherwise, it is assumed to be "en".

⁽³⁾In linguistic morphology and information retrieval, stemming is the process of reducing inflected (or sometimes derived) words to their word stem, base or root form—generally a written word form.

Parameter	Value	Description
★wh-user-css	Filename or absolute URI of a CSS file. A relative filename is relative to the current working directory.	<p>Specifies the user's CSS stylesheet which is to be added to each page of the Web Help.</p> <p>This file is copied to <code>output_directory/_wh/user/</code>.</p> <p>Sample user's CSS wh_resources/header_footer.css as used in the following example:</p> <pre>-p wh-user-header~ wh_resources/header.html -p wh-user-footer~ wh_resources/footer.html -p wh-user-css~ wh_resources/header_footer.css -p wh-user-resources~ wh_resources/header_footer_files</pre>
★wh-user-footer	Filename or absolute URI of an XHTML file. A relative filename is relative to the current working directory.	<p>Specifies the user's footer which is to be added to each page of the Web Help.</p> <p>The content of the <code><body></code> element of <code>wh-user-footer</code> is inserted as is in the <code><div id="wh-footer"></code> found in each page of the Web Help.</p> <p>Same remark as for parameter <code>wh-user-header</code> about the resources referenced by a user's footer.</p> <p>Sample user's footer wh_resources/footer.html as used in the following example:</p> <pre>-p wh-user-header~ wh_resources/header.html -p wh-user-footer~ wh_resources/footer.html -p wh-user-css~ wh_resources/header_footer.css -p wh-user-resources~ wh_resources/header_footer_files</pre> <p>More examples in "XMLmind Web Help Compiler Manual, Getting started".</p>
★wh-user-header	Filename or absolute URI of an XHTML file. A relative filename is relative to the current working directory.	<p>Specifies the user's header which is to be added to each page of the Web Help.</p> <p>The content of the <code><body></code> element of <code>wh-user-header</code> is inserted as is in the <code><div id="wh-header"></code> found in each page of the Web Help.</p>

Parameter	Value	Description
		<p>If a user's header references resources (e.g. image files), then these resources must either be referenced using absolute URLs or these resources must be found in a user's resource directory and parameter <code>wh-user-resources</code> must be specified.</p> <p>Example:</p> <ul style="list-style-type: none"> The user's resource directory is called <code>header_footer_files/</code> and contains <code>header_footer_files/200x100.png</code>. <code>ditac</code> is passed parameters: <ul style="list-style-type: none"> <code>-p wh-user-resources PATH_TO/header_footer_files</code> and <code>-p wh-user-header PATH_TO/header.html</code>. <code>header.html</code> looks like this: <pre data-bbox="863 898 1390 1227" style="background-color: #f0f0f0; padding: 5px;"> <html> ... <body> </body> </html> </pre> <p>Notice the path used to reference <code>logo200x100.png</code>.</p> <p>Sample user's header <code>wh_resources/header.html</code> as used in the following example:</p> <pre data-bbox="810 1464 1390 1765" style="background-color: #e0f0e0; padding: 5px;"> -p wh-user-header wh_resources/header.html -p wh-user-footer wh_resources/footer.html -p wh-user-css wh_resources/header_footer.css -p wh-user-resources wh_resources/header_footer_files </pre> <p>More examples in "XMLmind Web Help Compiler Manual, Getting started".</p>
★ <code>wh-user-resources</code>	Filename or absolute "file:" URI of a <i>directory</i> . URI schemes other than "file" (e.g.	Specifies a user's resource directory which is to be recursively copied to <code>output_directory/_wh/user/</code> .

Parameter	Value	Description
	"http") are not supported for this parameter. A relative filename is relative to the current working directory.	<p>This directory typically contains image files referenced by the user's header, footer or CSS stylesheet.</p> <p>Sample user's resource directory <code>wh_resources/header_footer_files/</code> as used in the following example:</p> <pre>-p wh-user-header- wh_resources/header.html -p wh-user-footer- wh_resources/footer.html -p wh-user-css- wh_resources/header_footer.css -p wh-user-resources- wh_resources/header_footer_files</pre> <p>More examples in "<i>XMLmind Web Help Compiler Manual, Getting started</i>".</p>
<code>whc-index-basename</code>	URL basename. Default value: 'whc_index.xml'.	Basename of the Index XML input file of XMLmind Web Help Compiler. In principle, there is no need for an end-user to specify this parameter.
<code>whc-toc-basename</code>	URL basename. Default value: 'whc_toc.xml'.	Basename of the TOC XML input file of XMLmind Web Help Compiler. In principle, there is no need for an end-user to specify this parameter.

HTML Help Parameters

The following table lists the parameters specific to the stylesheets that generate HTML Help.

Notice that there should be no need no need for an end-user to specify any of these parameters.

Parameter	Value	Description
<code>hhc-basename</code>	URL basename. Default value: 'toc.hhc'.	Basename of the HTML Help contents file.
<code>hhp-template</code>	URL basename. Default value: 'template.hhp' resolved against the directory which contains the XSLT stylesheets.	URL of the file containing the template of the HTML Help project file. This plain text file encoded in UTF-8 contains variables such as <code>%compiledFile%</code> , <code>%contentsFile%</code> , <code>%defaultTopic%</code> , etc, which are substituted with their values.

Parameter	Value	Description
hhx-basename	URL basename. Default value: 'index.hhx'.	Basename of the HTML Help index file.

Eclipse Help Parameters

The following table lists the parameters specific to the stylesheets that generate Eclipse Help

Parameter	Value	Description
plugin-id	String No default value.	An ID uniquely identifying the plug-in, typically a Java-like fully qualified name. Example: 'com.acme.widget.userguide'.  Important The subdirectory of <code>plugins/</code> containing the plug-in must have the same basename as the value of parameter <code>plugin-id</code> .
plugin-index-basename	URL basename. Default value: 'index.xml'.	Basename of the index file.
plugin-name	String No default value.	The name of the plug-in, typically the title of the document. Example: 'ACME Widget User's Guide'.
plugin-provider	String No default value.	The author, company or organization which has contributed the plug-in. Example: 'ACME Corp.'.
plugin-toc-basename	URL basename. Default value: 'toc.xml'.	Basename of the table of contents file.
plugin-version	String Default value: '1.0.0'.	The version of the plug-in.

Licenses

Conversa

- Available from <https://www.maxprograms.com/products/conversa.html>
- Published under MIT License

XMLJava

- Available from <https://github.com/rmraya/XMLJava>
- Published under Eclipse Public License 1.0

JSON-java

- Available from <https://github.com/stleary/JSON-java>
- Published under a custom license

jsoup

- Available from <https://jsoup.org>
- Published under MIT License

Java

- Available from <https://adoptium.net/>
- Published under GNU General Public License, version 2 with the Classpath Exception

SWT

- Available from <https://www.eclipse.org/swt/>
- Published under Eclipse Public License 2.0

XMLmind DITA Converter

- Available from <https://www.xmlmind.com/ditac/>
- Published under Mozilla Public License Version 2.0

XMLmind DITA Converter includes these additional components:

Component	Source	License
flexmark-java	https://github.com/vsch/flexmark-java	BSD 2-Clause "Simplified" License
relaxng	https://github.com/relaxng/jing-trang	Jing Copying Conditions
XMLResolver	https://github.com/xmlresolver/xmlresolver	Apache License 2.0
saxon11	https://sourceforge.net/projects/saxon/files/Saxon-HE/11/	Mozilla Public License
snowball	https://snowballstem.org	3-clause BSD License

Component	Source	License
XMLmind Web Help Compiler	https://www.xmlmind.com/ditac/whc.shtml	MIT License
XSLT Syntax Highlighting	http://sourceforge.net/projects/xslth/	Custom License

Index

A

add-index-toc, parameter, 27
 add-toc-root, parameter, 34
 appendix-number-format, parameter, 7

B

base-font-size, parameter, 14
 body-bottom-margin, parameter, 14
 body-font-family, parameter, 14
 body-start-indent, parameter, 15
 body-top-margin, parameter, 15
 {{break}}, page header/footer variable, 25

C

cause-number-format, parameter, 7
 center, parameter, 7
 chain-pages, parameter, 27
 chain-topics, parameter, 28. *See also*
 ignore-navigation-links, parameter
 {{chapter-title}}, page header/footer variable,
 24
 choice-bullets, parameter, 15
 cover-image, parameter, 33
 css, parameter, 28
 cssResourceName, parameter, 28
 custom-css, parameter, 29

D

default-table-width, parameter, 29
 {{document-date}}, page header/footer
 variable, 24
 {{document-title}}, page header/footer
 variable, 24
 .docx, filename extension, 12. *See also* Office
 Open XML, output format

E

EPUB 2, output format, 8
 epub2-compatible, parameter, 33
 EPUB 3, output format, 8, 33
 epub-identifier, parameter, 33
 equation-block-equation-width, parameter, 15
 equation-block-number-width, parameter, 15
 equation-number-after, parameter, 8
 equation-number-before, parameter, 8
 extended-toc, parameter, 8

external-href-after, parameter, 15
 external-href-before, parameter, 15
 external-link-icon-height, parameter, 29
 external-link-icon-name, parameter, 29
 external-link-icon-width, parameter, 29
 external-resource-base, parameter, 8

F

footer-center, parameter, 16
 footer-center-width, parameter, 16
 footer-height, parameter, 16
 footer-left, parameter, 16
 footer-left-width, parameter, 16
 footer-right, parameter, 16
 footer-right-width, parameter, 16
 footer-separator, parameter, 17
 format-to-type, parameter, 30

G

generate-epub-trigger, parameter, 33
 generator-info, parameter, 30

H

header-center, parameter, 17
 header-center-width, parameter, 17
 header-height, parameter, 17
 header-left, parameter, 17
 header-left-width, parameter, 17
 header-right, parameter, 17
 header-right-width, parameter, 17
 header-separator, parameter, 18
 hhc-basename, parameter, 40
 hhp-template, parameter, 40
 hhx-basename, parameter, 41
 highlight-source, parameter, 8
 hyphenate, parameter, 18

I

ignore-navigation-links, parameter, 30. *See also*
 chain-topics, parameter
 {{image(URI)}}, page header/footer variable,
 25
 imagemap, 21
 index-column-gap, parameter, 18
 index-range-separator, parameter, 9

J

javascripts, parameter, 30
justified, parameter, 18

L

link-auto-text, parameter, 9
link-bullet, parameter, 18

M

mark-external-links, parameter, 31
mark-important-steps, parameter, 10
MathJax, 31
mathjax, parameter, 31
mathjax-url, parameter, 31
MathML, 31
menucascade-separator, parameter, 18

N

navigation-icon-height, parameter, 31
navigation-icon-suffix, parameter, 31
navigation-icon-width, parameter, 32
note-icon-height, parameter, 18
note-icon-list, parameter, 9
note-icon-suffix, parameter, 19
note-icon-width, parameter, 19
number, parameter, 9
number-separator1, parameter, 10
number-separator2, parameter, 10
number-toc-entries, parameter, 35

O

.odt, filename extension, 12. *See also*
OpenOffice, output format
outputclass, attribute, 9

P

page-bottom-margin, parameter, 19
pagebreak, processing-instruction, 14
{{page-count}}, page header/footer variable, 25
page-height, parameter, 19
page-inner-margin, parameter, 19
{{page-number}}, page header/footer variable, 25
page-orientation, parameter, 20
page-outer-margin, parameter, 20
page-ref-after, parameter, 20
page-ref-before, parameter, 20

{{page-sequence}}, page header/footer variable, 25, 26

page-top-margin, parameter, 20
page-width, parameter, 20
paper-type, parameter, 20
part-number-format, parameter, 10
pdf-outline, parameter, 21
plugin-id, parameter, 41
plugin-index-basename, 41
plugin-name, parameter, 41
plugin-provider, parameter, 41
plugin-toc-basename, parameter, 41
plugin-version, parameter, 41
Preferences dialog, 5
prepend-chapter-to-section-number, parameter, 10
Publish DITA MAP dialog, 3

R

remedy-number-format, parameter, 10
.rtf, filename extension, 12. *See also* RTF, output format

S

screen-resolution, parameter, 32
{{section1-title}}, page header/footer variable, 25
show-draft-comments, parameter, 10
show-external-links, parameter, 21
show-imagemap-links, parameter, 21
show-link-page, parameter, 21
show-xref-page, parameter, 21
syntax highlighting, 8

T

title-after, parameter, 11
title-color, parameter, 22
title-font-family, parameter, 22
title-page, parameter, 11
title-prefix-separator1, parameter, 12
{{topic-title}}, page header/footer variable, 25, 26
troubleSolution-number-format, parameter, 11
two-sided, parameter, 22

U

ul-li-bullets, parameter, 22
unordered-step-bullets, parameter, 22
use-note-icon, parameter, 12

W

watermark, parameter, 22
watermark-image, parameter, 12
whc-index-basename, parameter, 40
wh-collapse-toc, parameter, 36
wh---CSS_VAR_NAME, parameter, 35
whc-toc-basename, parameter, 40
wh-index-numbers, parameter, 36
wh-inherit-font-and-colors, parameter, 36
wh-jquery, parameter, 36
wh-layout, parameter, 37
wh-local-jquery, parameter, 36
wh-responsive-ui, parameter, 37
wh-ui-language, parameter, 37
wh-user-css, parameter, 38
wh-user-footer, parameter, 38
wh-user-header, parameter, 38
wh-user-resources, parameter, 39
wh-use-stemming, parameter, 37
.wml, filename extension, 12. *See also*
WordprocessingML, output format

X

XFC, XSL-FO processor, 12, 23
xfc-render-as-table, parameter, 23
xhtml-mime-type, parameter, 32
xref-auto-text, parameter, 12
xsl-resources-directory, parameter, 13